

Retroc-Fit

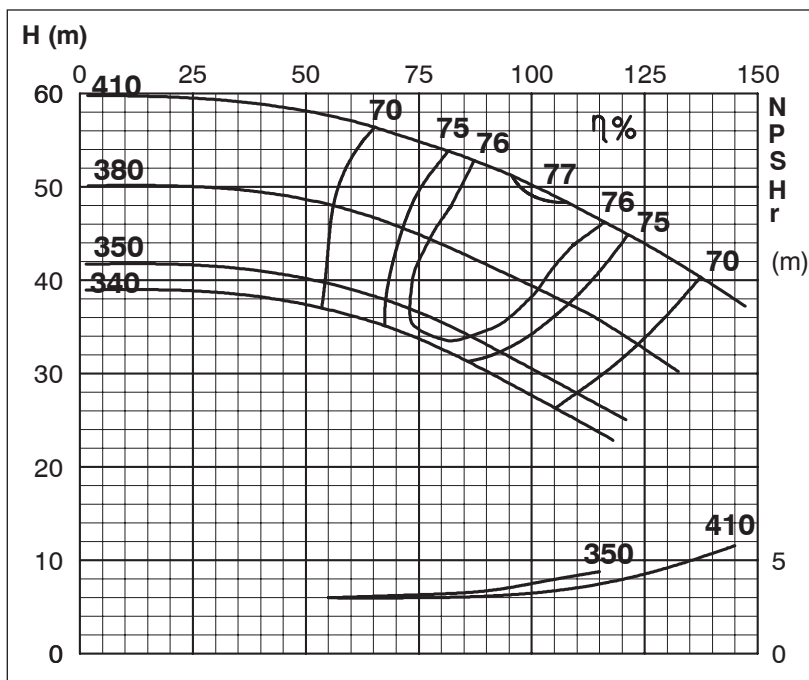
Pumps

TECHNICAL SPECIFICATIONS

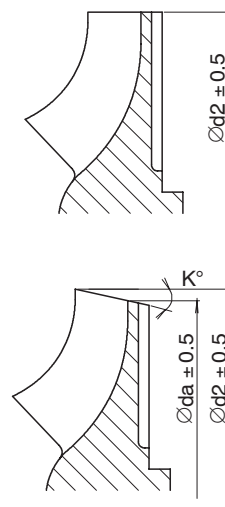
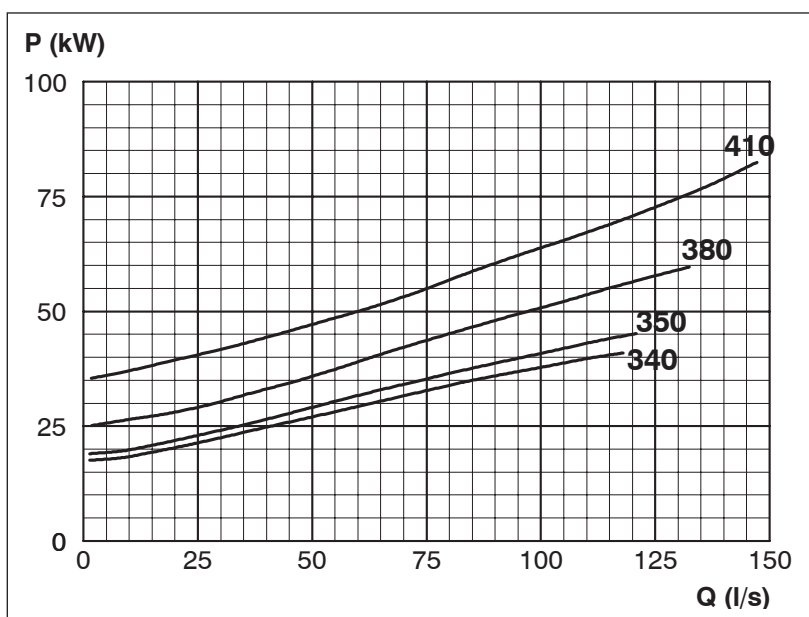
Retroc-Fit Pumps
ISP Process Pumps - ISP150-400
ISP Impeller 283890 Open B26 Z5

Performance Curve - ISP150-400-1480

1480 rpm



Impeller Dia		
Ød ₂ (mm)	K°	Øda (mm)
410		
405		
400		
395		
390		
385		
380	1	379
375	2	373
370	3	367
365	4	361
360	5	355
355	6	349
350	7	343
345	7	338
340	8	332



MTP127

Exclusively Distributed by