

# Retroc-Fit

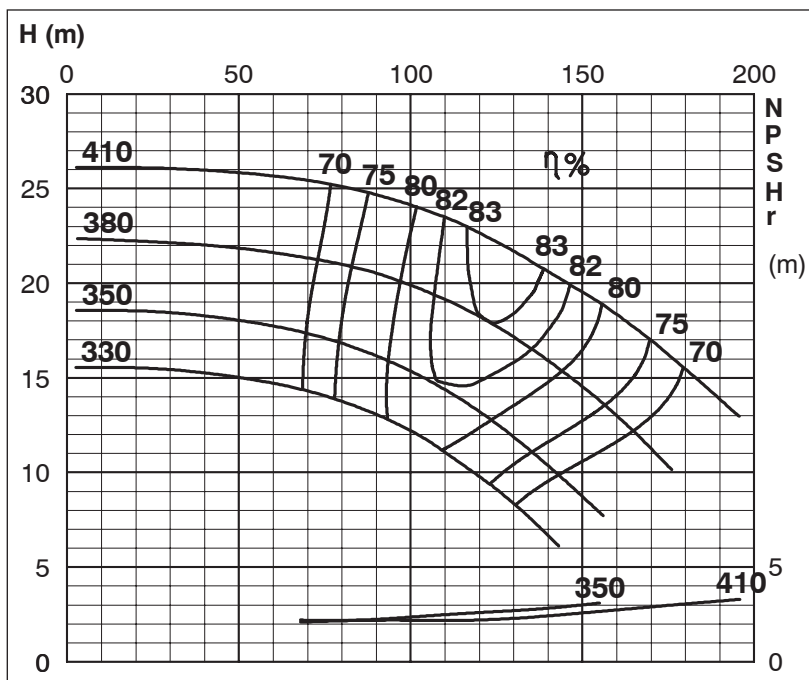
Pumps

## TECHNICAL SPECIFICATIONS

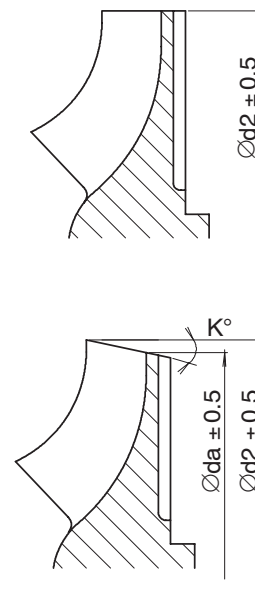
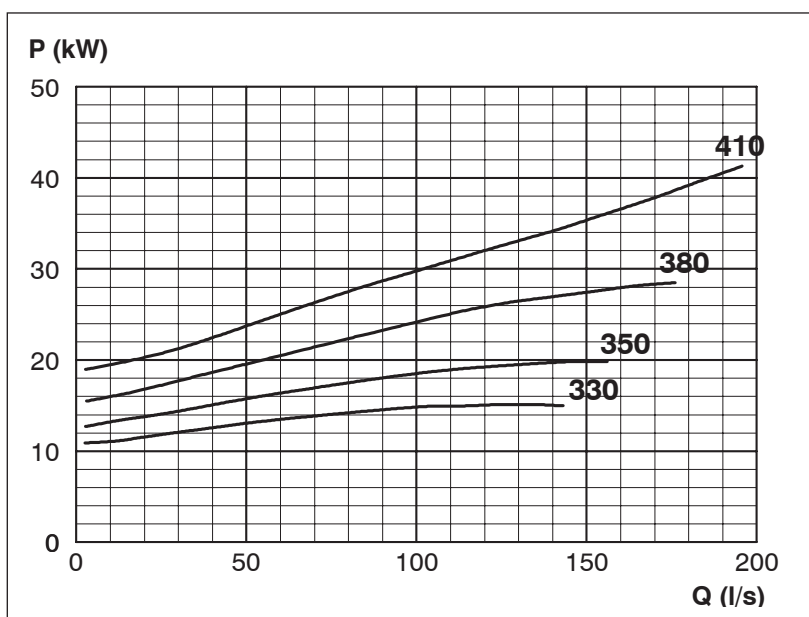
**Retroc-Fit Pumps** ISP Process Pumps - ISP200-400 (250-200-400)  
ISP Impeller 283891 Open B46 Z5

Performance Curve - ISP200-400-O-980

980 rpm



Impeller Dia		
Ød <sub>2</sub> (mm)	K°	Øda (mm)
410		
405		
400		
395		
390		
385		
380		
375		
370		
365		
360		
355	1	353.2
350	2	346.4
345	3	339.6
340	4	332.6
335	5	325.6
330	6	318.5



MTP127

Exclusively Distributed by