

Retroc-Fit

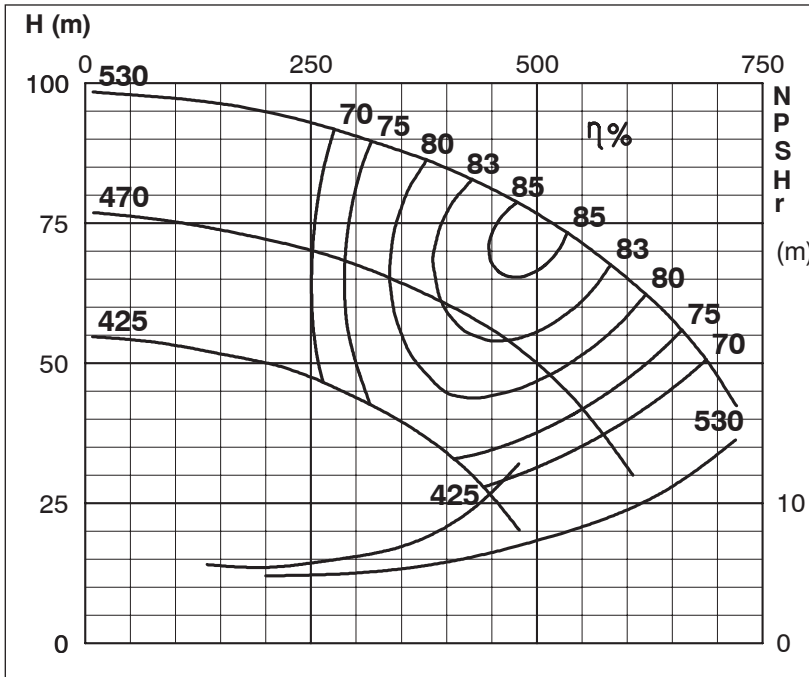
Pumps

TECHNICAL SPECIFICATIONS

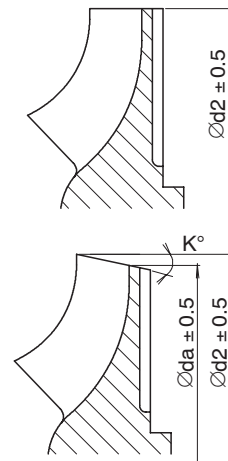
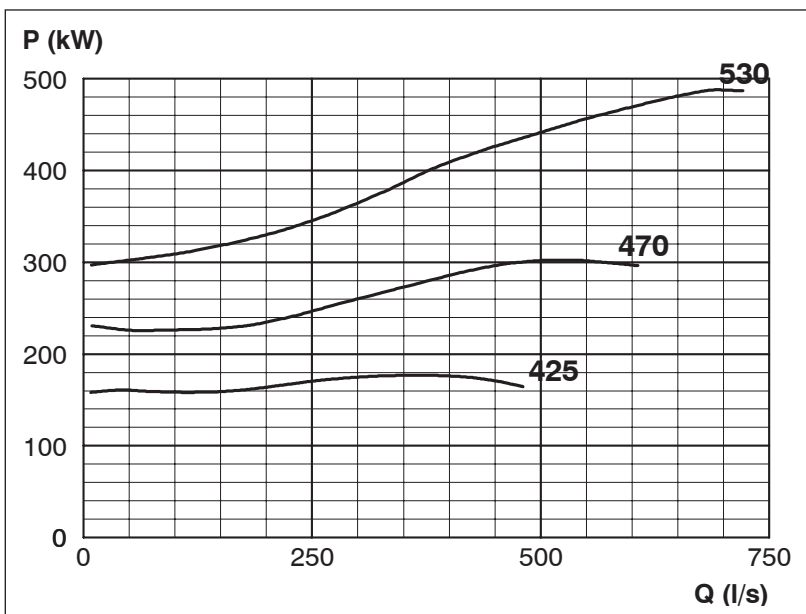
Retroc-Fit Pumps
ISP Process Pumps - ISP300-500
ISP Impeller 283899 Open B64 Z5

Performance Curve - ISP300-500-1490

1490 rpm



Impeller Dia		
Ød ₂ (mm)	K°	Øda (mm)
530		
525		
520		
515		
510		
505		
500		
495		
490		
485		
480		
475		
470		
465	1	462.6
460	2	455.1
455	3	447.6
450	4	440.0
445	5	432.4
440	6	424.7
435	7	417.0
430	8	409.1
425	10	398.6



MTP127