

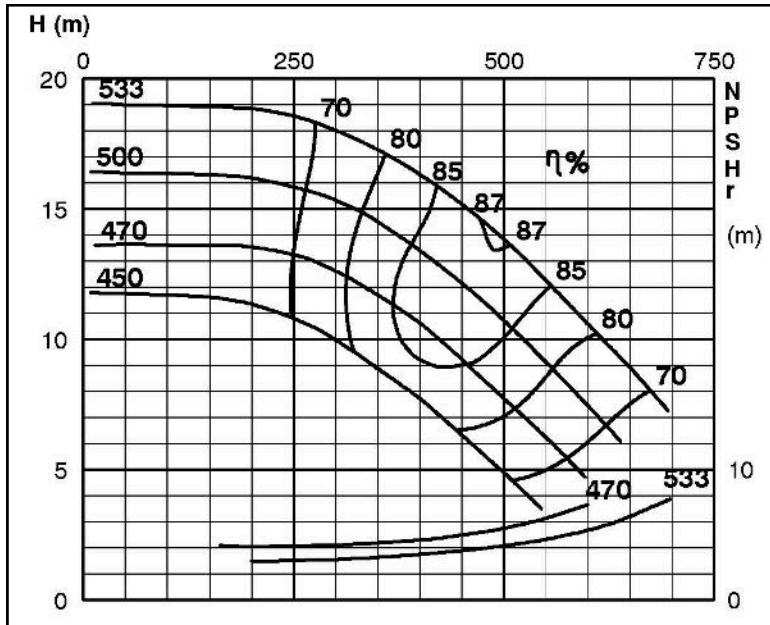
## TECHNICAL SPECIFICATIONS



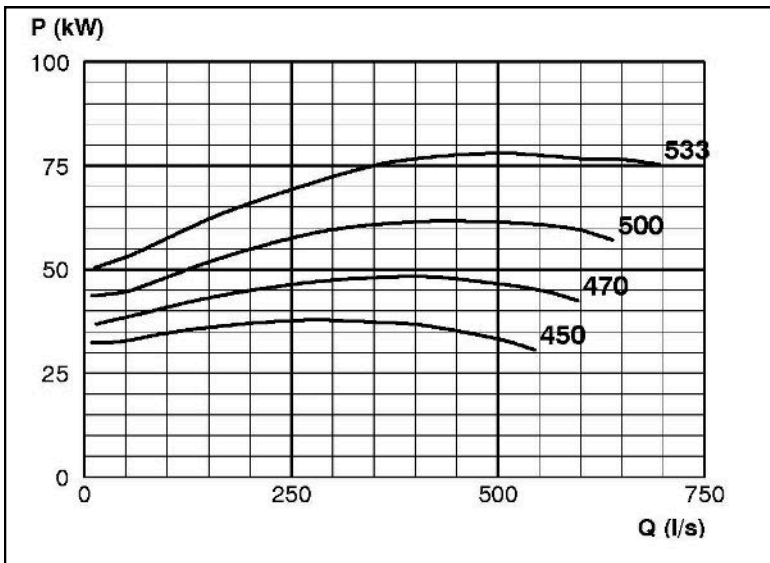
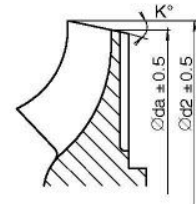
### ISP Process Pumps - ISP400-500 (400-400-500) ISP Impeller 283895 OPEN B95 Z6

#### Performance Curve - ISP400-500-O-740

740 rpm



| IMPELLER DIA         |    |          |
|----------------------|----|----------|
| ∅d <sub>2</sub> (mm) | K° | ∅da (mm) |
| 533                  | 13 | 490.5    |
| 530                  | 13 | 487.5    |
| 525                  | 13 | 482.1    |
| 520                  | 13 | 476.8    |
| 515                  | 13 | 471.4    |
| 510                  | 13 | 465.9    |
| 505                  | 13 | 460.4    |
| 500                  | 13 | 454.7    |
| 495                  | 14 | 445.6    |
| 490                  | 14 | 439.9    |
| 485                  | 15 | 430.9    |
| 480                  | 15 | 425.1    |
| 475                  | 16 | 415.6    |
| 470                  | 17 | 406.1    |
| 465                  | 18 | 396.0    |
| 460                  | 19 | 386.0    |
| 455                  | 21 | 375.0    |
| 450                  | 22 | 362.0    |



RET13928