

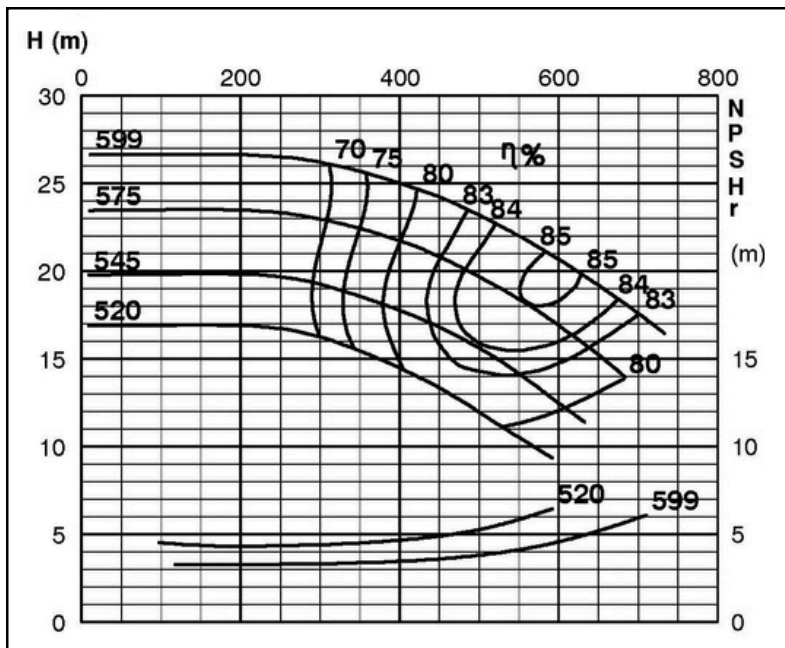
TECHNICAL SPECIFICATIONS



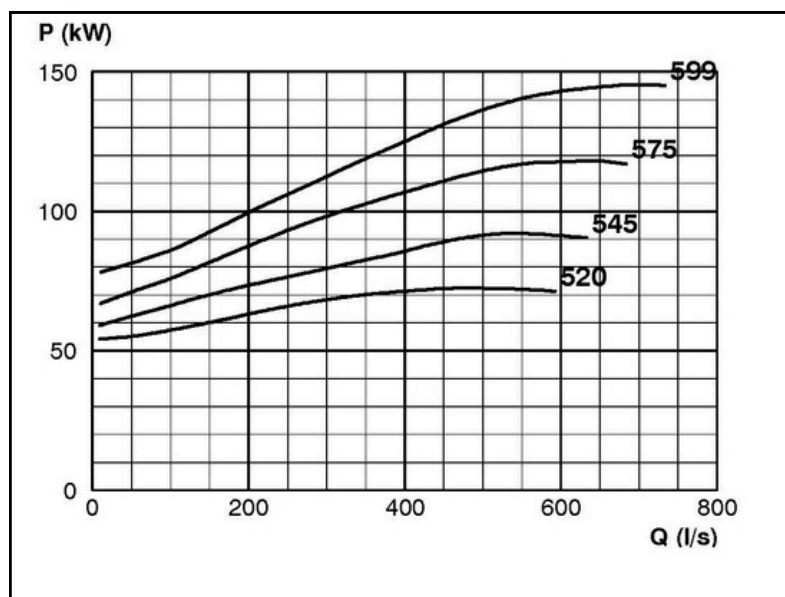
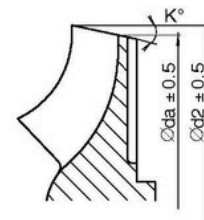
ISP Process Pumps - ISP400-600 (500-400-600) ISP Impeller 283899 OPEN B64 Z5

Performance Curve - ISP400-600-O-740

740 rpm



IMPELLER DIA		
∅d ₂ (mm)	K°	∅d _a (mm)
599	7	576.4
595	7	572.2
590	8	563.8
585	8	558.7
580	9	550.3
575	9	545.1
570	10	536.7
565	10	531.3
560	11	522.8
555	11	517.4
550	13	505.2
545	13	500.0
540	14	491.1
535	14	485.6
530	15	476.7
525	16	467.7
520	17	458.6



RET13934