

# Retroc-Fit

Pumps

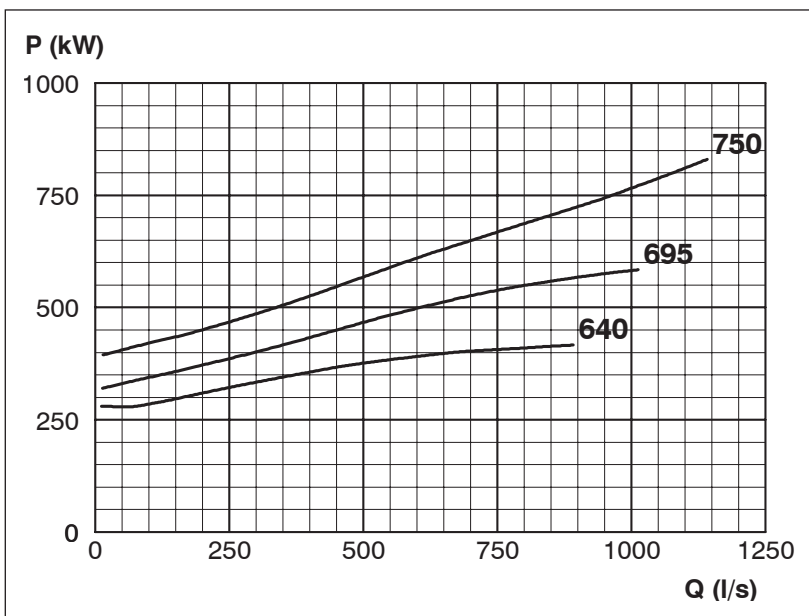
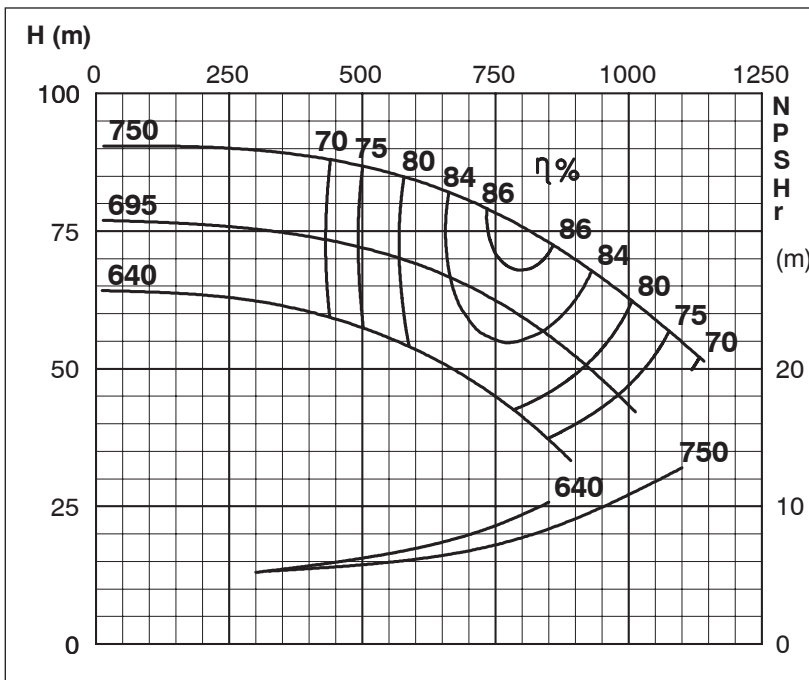
## TECHNICAL SPECIFICATIONS

**Retroc-Fit** Pumps ISP Process Pumps - ISP400-750 (500-400-750)

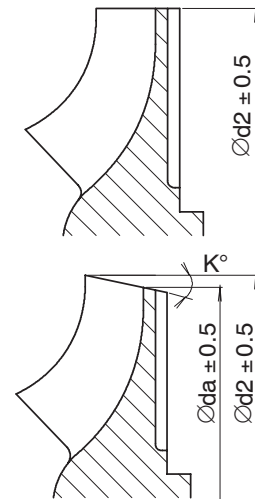
ISP Impeller 289034 Open B84 Z6

Performance Curve - ISP400-750-O-995

995 rpm



| Impeller Dia         |    |                      |
|----------------------|----|----------------------|
| Ød <sub>2</sub> (mm) | K° | Ød <sub>a</sub> (mm) |
| 750                  |    |                      |
| 745                  |    |                      |
| 740                  |    |                      |
| 735                  |    |                      |
| 730                  |    |                      |
| 725                  |    |                      |
| 720                  |    |                      |
| 715                  |    |                      |
| 710                  |    |                      |
| 705                  |    |                      |
| 700                  |    |                      |
| 695                  |    |                      |
| 690                  |    |                      |
| 685                  |    |                      |
| 680                  |    |                      |
| 675                  |    |                      |
| 670                  |    |                      |
| 665                  |    |                      |
| 660                  |    |                      |
| 655                  |    |                      |
| 650                  | 1  | 646.8                |
| 645                  | 1  | 641.7                |
| 640                  | 2  | 633.4                |
| 635                  | 2  | 628.4                |
| 630                  | 3  | 620.0                |
| 625                  | 3  | 614.9                |
| 620                  | 4  | 606.5                |
| 615                  | 5  | 597.9                |
| 610                  | 5  | 592.8                |
| 605                  | 6  | 584.2                |



MTP127