

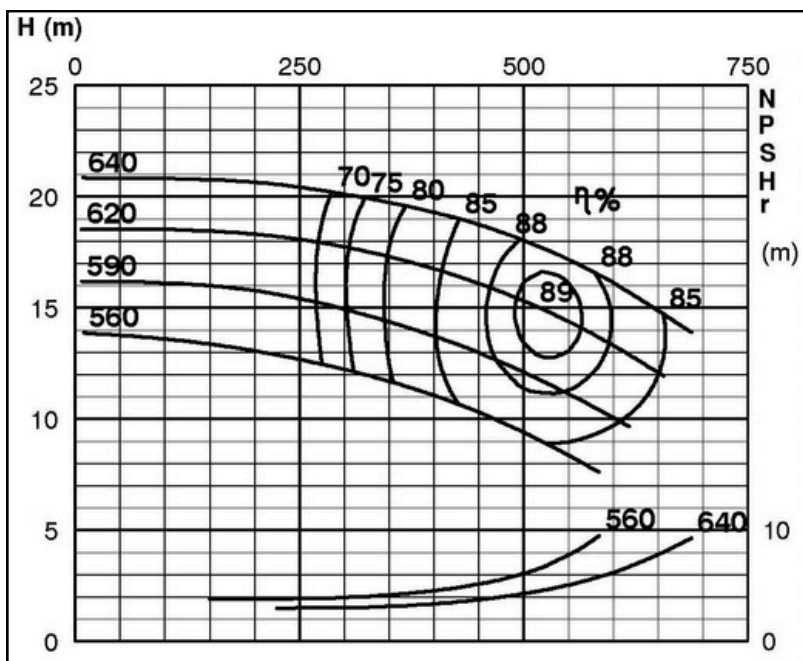
TECHNICAL SPECIFICATIONS



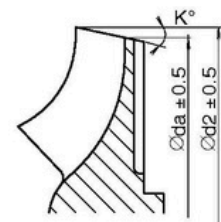
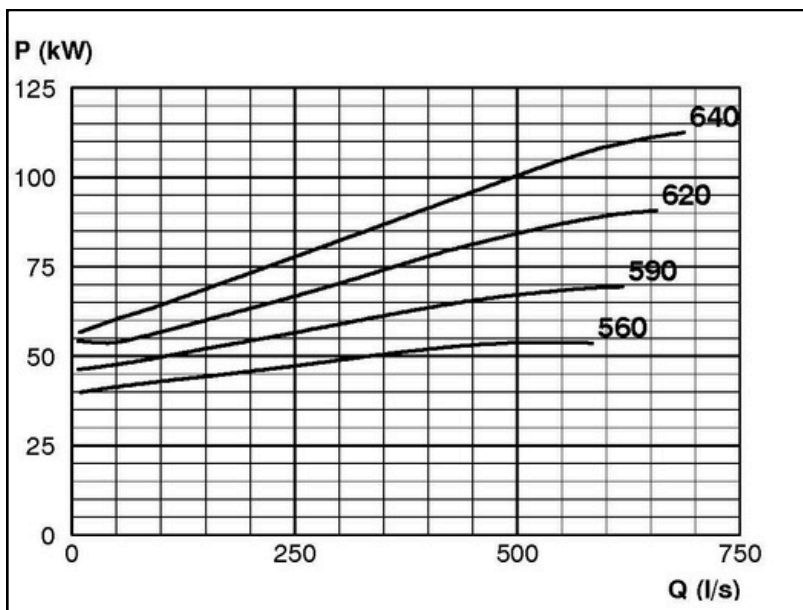
ISP Process Pumps - ISP500-700 (500-500-700) ISP Impeller 289003 OPEN B98 Z6

Performance Curve - ISP500-700-O-590

590 rpm



IMPELLER DIA		
∅d ₂ (mm)	K°	∅d _a (mm)
640	7	616.1
635	7	611.0
630	8	604.4
625	8	597.2
620	9	588.5
615	10	579.8
610	10	574.6
605	11	565.8
600	11	560.3
595	12	551.6
590	13	542.7
585	13	537.3
580	14	528.3
575	14	522.8
570	15	513.7
565	16	504.5
560	16	498.9
555	17	489.6
550	17	483.9
545	18	474.4
540	19	464.8
535	20	455.1
530	21	445.4
525	22	435.5
520	23	425.4
515	24	415.2
510	25	404.9
505	26	394.3



RET13955