

Retroc-Fit

Pumps

TECHNICAL SPECIFICATIONS

Retroc-Fit
Pumps

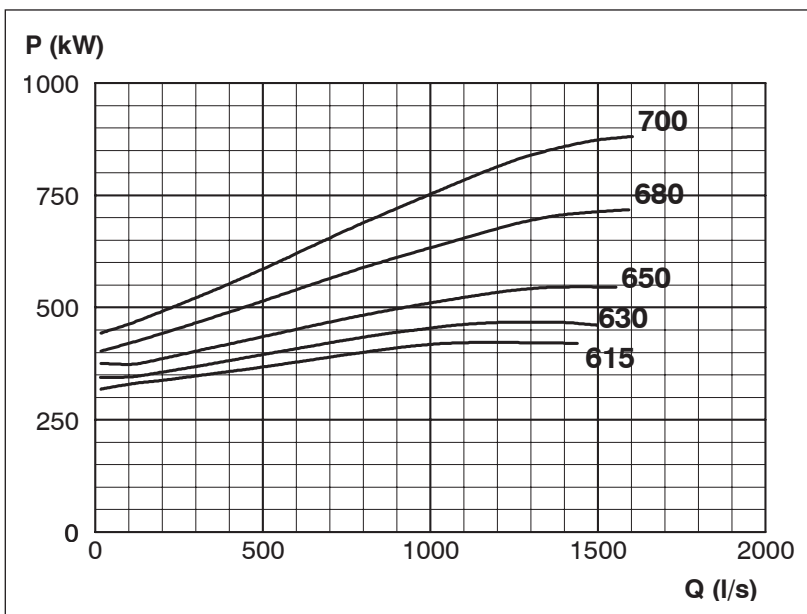
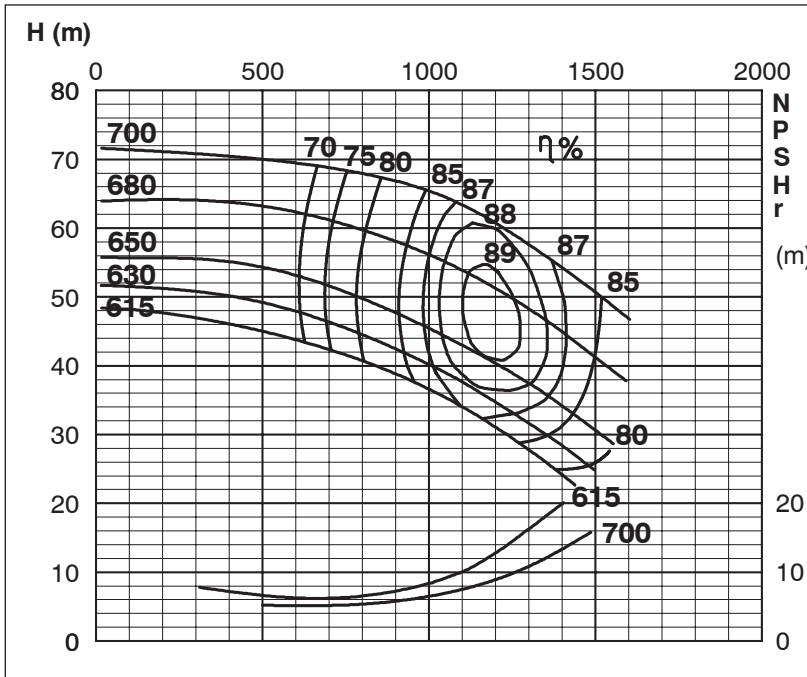
ISP Process Pumps - ISP500-700 (500-500-700)

ISP Impeller 287984 Open B108 Z6

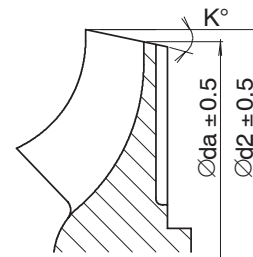
ISRP: Impeller 289019 OPEN B108 Z6, Please add the power demand of the degassing unit = 6.5 kW

Performance Curve - ISP500-700-O-990

990 rpm



Impeller Dia		
Ød ₂ (mm)	K°	Ød _a (mm)
700	7	673.6
695	7	668.8
690	8	659.6
685	8	654.4
680	9	645.4
675	9	640.2
670	10	631.0
665	10	625.8
660	11	616.6
655	11	611.2
650	12	602.0
645	12	596.6
640	13	587.4
635	13	581.8
630	14	572.4
625	14	567.0
620	15	557.4
615	16	547.8
610	16	542.2
605	17	532.4
600	18	522.3
595	19	512.6
590	20	502.6
585	21	492.4
580	22	482.2
575	23	472.0
570	24	461.4
565	25	450.8
560	26	440.0
555	27	429.0
550	28	418.0



MTP127